

How to complete an “Expression of Interest” for the ePortfolio (Supported) Route

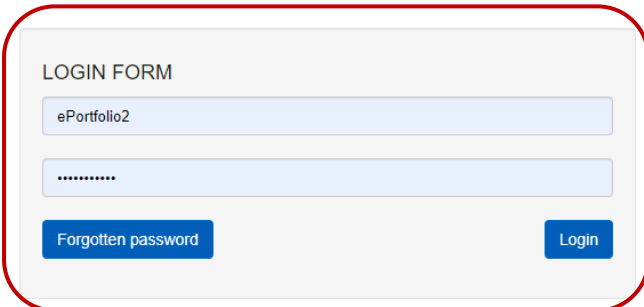
Expression of interest (EOI)

Step 1 – Visit the Centre for Advancing Practice Portal

<https://advancedpractice.cpdnow.net/>

Step 2 – Log into your account

Please see: How to Sign up for an account on the Centre Portal, if you do not have a Portal account.

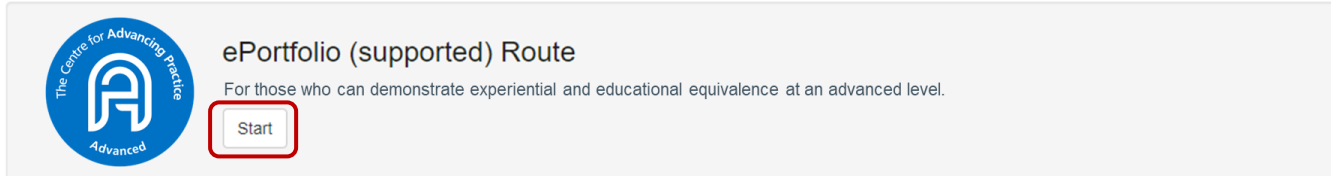


Step 3 – Start an application by clicking on the “application and reports” tab

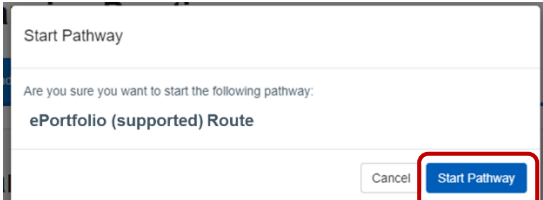
Centre for Advancing Practice



Step 4 - Select your route. For those meet the eligibility criteria ePortfolio (supported) Route, please select “ePortfolio (supported) Route” and press “Start”.



Step 5 – Confirm you want to start the pathway. Select “Start Pathway”.



Step 6 – Complete The Initial Expression of Interest form.

Home	Evidence	Applications and Reports	Contact List	Messaging 0	Help	Logout
Dashboard	Expression of Interest	Learning Needs Analysis	Application	Review	Outcome	
Initial Form	Second Form					

Purpose of the EOI Form

Before opening our next cohorts we are gathering data to:

- communicate the eligibility criteria (see below)
- determine demand overall numbers, nationally, regionally within professional groups
- help us judge demand against the Centre's national agreed allocations/ priorities
- inform the commissioning of the Route from appropriate education providers
- notify you when the Route opens.

Before completing the expression of interest you must read the briefing information on what is involved in the ePortfolio (supported) Route, including how much time it takes - a detailed description of the ePortfolio (supported) Route is available at <https://advanced-practice.hee.nhs.uk/eportfolio-route/>

Completion of this Expression of Interest form does not guarantee you a place on the Route. You will have to subsequently submit an application form when the Route is open. Your application will then go through the Centre's screening process. Priority will be given to those individuals who have submitted an expression of interest.

Summary of the Centre's ePortfolio (supported) Route Requirements

The Centre's ePortfolio (supported) Route has three stages:

- An application where an application form is completed and screened for eligibility for recognition. This stage includes a formal process to gain confirmation of employer support.
- A Learning Needs Analysis which provides an overview of the experienced advanced practitioner's academic, clinical, and experiential knowledge and skills in relation to the four pillars of the HEE's (2017) Multi-professional framework for advanced clinical practice in England.
- Completion of the ePortfolio (see details below).

For those applicants continuing onto the ePortfolio stage

Summary of the minimum written requirements* for completing the Centre's ePortfolio components:

- Completion of a critical narrative of a minimum 3,500 words and no more than 5000 words.
- At least two critical reflective case studies of a minimum of 800 words each, critically reflecting on different presentations / situations demonstrating assessment and management of complexity and unpredictability in relation to the clinical pillar.

Confirm you have read and understood the requirements.

Please check all your responses, to make sure they are accurate.

And click “Complete and Continue”

Please confirm that you have read and understood the requirements of the ePortfolio (supported) Route.

I have read and understood the requirements *

Complete and Continue

Step 7 – Success

Dashboard	Expression of Interest	Learning Needs Analysis	Application	Review	Outcome
Initial Form	Second Form				

This form was completed and submitted on the 24/09/2024

Purpose of the EOI Form

Your form has been completed and submitted.

